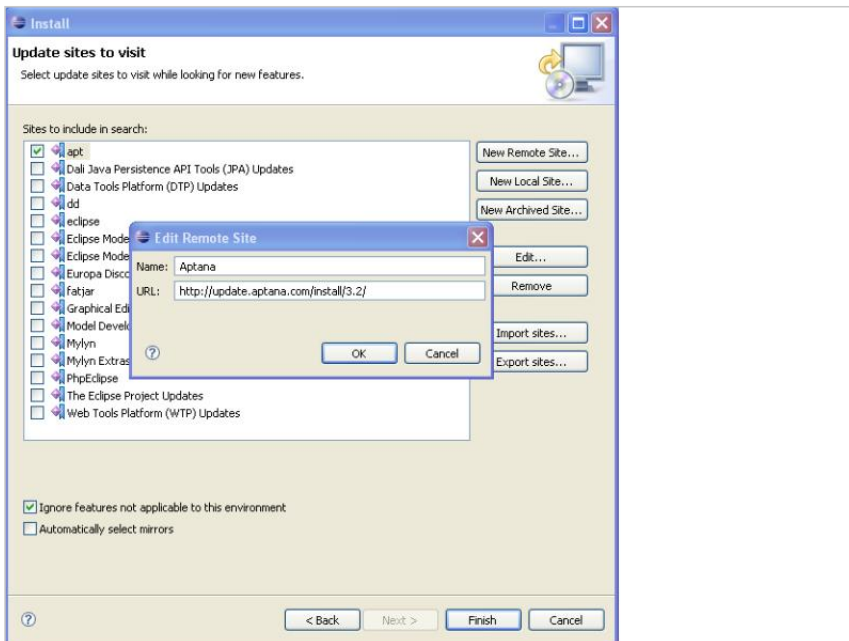


FTP Upload For Eclipse No WebDav

Good FTP Plugin for eclipse, much better than FTP/WebDav.
"Aptana" lets you up- and download files right from the project explorer of eclipse.

Contents

1. Install Aptana
2. Create new synchronize connection
3. Add your FTP site
4. Data of your FTP site
5. Now you can upload

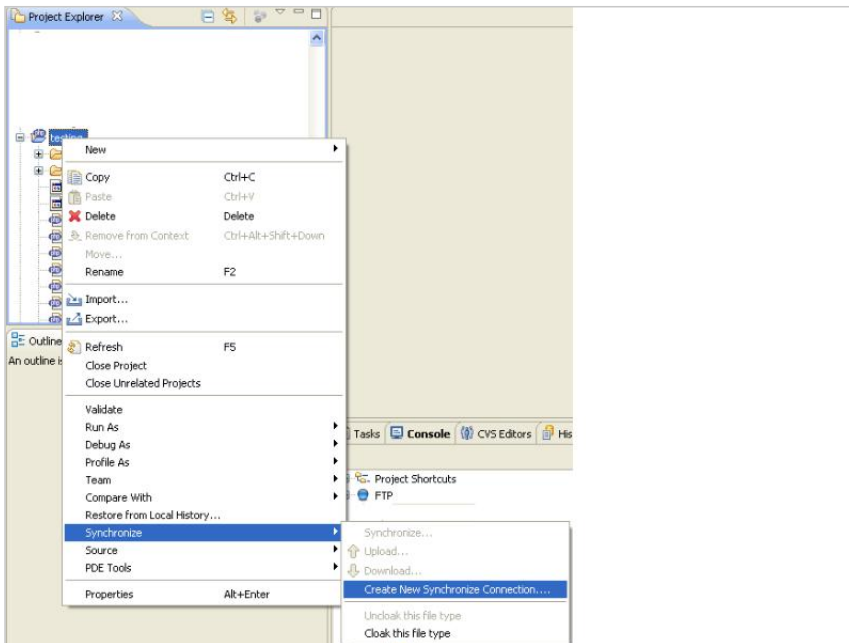


1. Install Aptana

Goto Eclipse update manager. Enter a new Remote Site.

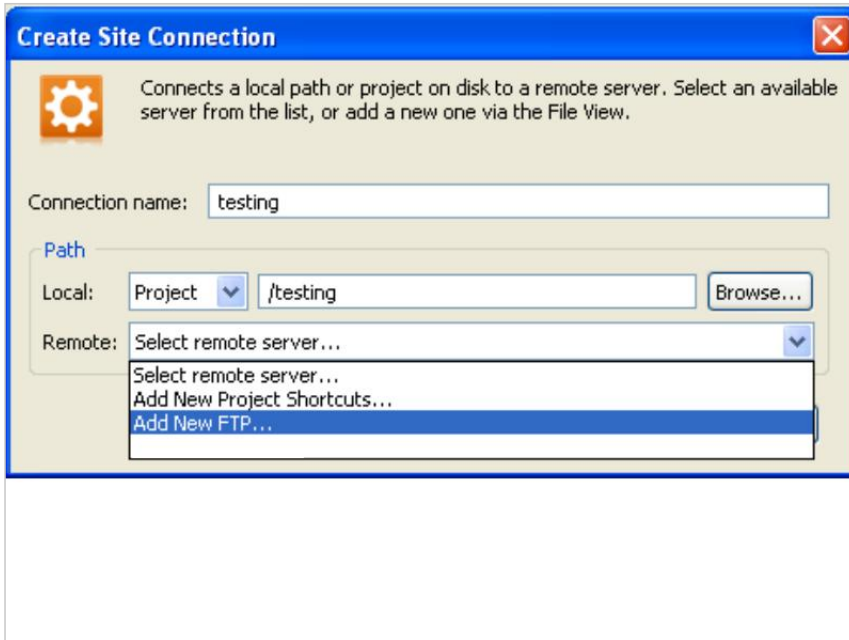
The url is:

<http://update.apтана.com/update/studio/3.2/>



2. Create new synchronize connection

Rightclick the main project node in the project explorer and select Synchronize->Create New Synchronize Connection...



3. Add your FTP site

Select Add New FTP...

FTP Site Configuration

Site name: YourFTPSite.com

Remote Info

Server: http://yourftpsite.com

Remote path:

Port: 21

Username: user Test

Password: ***** Save

Use passive mode

Server Time Settings

Turning this on is only recommended if you are having issues with file modification times not updating correctly.

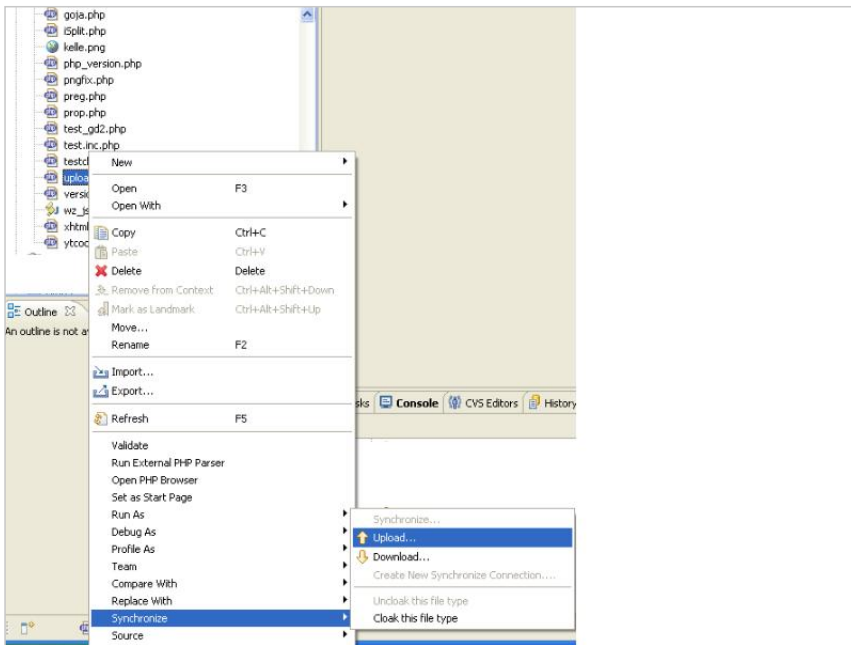
Calculate server/client time offset automatically

Current offset: 0 seconds Reset Offset

OK Cancel

4. Data of your FTP site

Enter the data of your FTP site.



5. Now you can upload

Now you can upload files by right-clicking a file in the project explorer and selecting Synchronize->Uplaad...